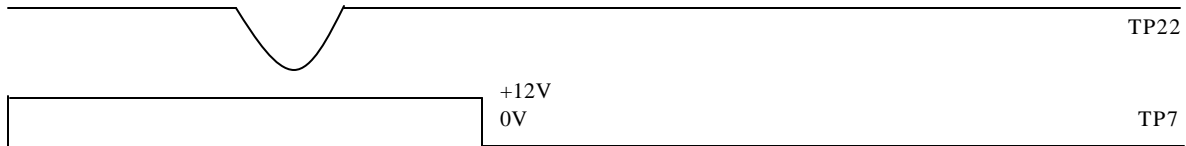


WELD MONITOR SCHEDULED MAINTENANCE WEEKLY ELECTRICAL TEST PROCEDURE – NON-UNISOUD LINE USING MK.III ANALOGUE BOARD

HOOK UP OSCILLOSCOPE TO **TP7** (USE CHANNEL 1) AND **TP22** (CH2) WHILE MAKING CANS

**TRIGGER SCOPE FROM TP7 (CH2). SET VERTICAL MODE TO 'DUAL' OR 'BOTH'
USE 'CHOP' FOR BETTER VIEW OF BOTH WAVEFORMS**

1. OBSERVE RELATIVE POSITION OF TP7 AND TP22 WAVEFORMS:

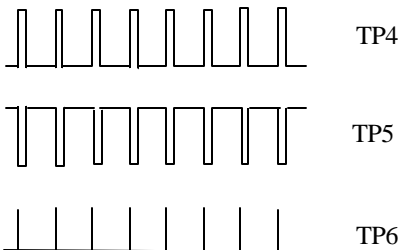


2. ADJUST BLANKING PULSE DELAY TO PLACE TP22 WAVEFORM IN CENTER OF TP7 PULSE

3. OBSERVE PULSES PRESENT ON TP3, TP4, TP5, TP6



CHANGE TIME / DIV ON SCOPE TO VIEW TP4, TP5, TP6



4. VIEW WAVEFORMS ON TP8, TP9, TP10, TP11:

TP8 = PULSES WHEN CANS PASS THROUGH WELD ROLLS

TP9 = PULSES WHEN CANS PASS REJECT STATION

TP10 = CONSTANT LEVEL OR PULSES WHEN CANS PASS WELD ROLLS (NOTE ROUNDED EDGES TO PULSES)

TP11 = ROUNDED EDGE PULSES WHEN CANS PASS REJECT STATION

REFER TO VERTEX TRAINING MANUAL SETUP INSTRUCTIONS FOR MK. III ANALOGUE BOARD. PERFORM FULL SETUP PROCEDURE (REMEMBER TO BEGIN BY MOVING LINK LK7 TO LK6 POSITION).

REFER TO PAGE 38 OF TRAINING MANUAL FOR DESCRIPTIONS OF OTHER TEST POINTS.

REMEMBER –

NO MONITOR = NO PRODUCTION!

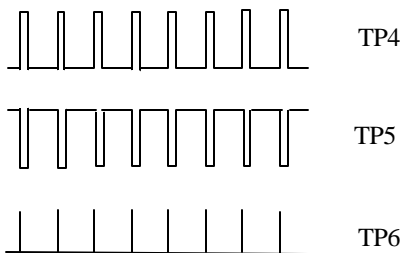
WELD MONITOR SCHEDULED MAINTENANCE

WEEKLY ELECTRICAL TEST PROCEDURE – UNISOUD LINE USING MK.IV ANALOGUE BOARD

1. CHECK THE BLANKING PULSE POSITION ON THE CAN BY MAKING A COUPLE OF CANS WITH THE 'SETUP' SWITCH HELD DOWN.
2. **OBSERVE PULSES PRESENT ON TP3, TP4, TP5, TP6**



CHANGE TIME / DIV ON SCOPE TO VIEW TP4, TP5, TP6



3. **VIEW WAVEFORMS ON TP8, TP9, TP10, TP11:**

TP8 = PULSES WHEN CANS PASS THROUGH WELD ROLLS

TP9 = PULSES WHEN CANS PASS REJECT STATION

TP10 = CONSTANT LEVEL OR PULSES WHEN CANS PASS WELD ROLLS (NOTE ROUNDED EDGES TO PULSES)

TP11 = ROUNDED EDGE PULSES WHEN CANS PASS REJECT STATION

REFER TO VERTEX TRAINING MANUAL SETUP INSTRUCTIONS FOR MK. IV ANALOGUE BOARD. VIEW PIN 3 ON 15-PIN TEST POINT SOCKET. ADJUST 'ENERGY' POT ON ANALOGUE FRONT PANEL WHILE WATCHING PIN 3 WAVEFORM.

REFER TO PAGE 38 OF TRAINING MANUAL FOR DESCRIPTIONS OF OTHER TEST POINTS.

REMEMBER –

NO MONITOR = NO PRODUCTION!